

L&G PMC HSBC Islamic Global Equity Index Fund 3

WorkSave Buy Out Plan/WorkSave Pension Plan/WorkSave Pension Trust



FUND AIM

The Fund aims to achieve capital growth over the long term. The Fund will track the performance of the Dow Jones Islamic Market Titans 100 Index, while minimising as far as possible the tracking error between the Fund's performance and the performance of the Index. In addition, the Fund shall comply with Shariah Principles as interpreted and laid down by the Shariah Committee and provided to the Directors and the Investment Manager.

FUND FACTS

Launch date 23 Sep 2011	Legal & General fund size £393.4m
ABI Sector Global Equities	Benchmark Dow Jones Islamic Market Titans 100 TR Index

CHARGES

Investment management charge (IMC)	0.23%
Additional expenses (AE)	0.12%
Fund management charge (FMC = IMC + AE)	0.35%

The IMC is taken by adjusting the unit price of the fund daily.

PERFORMANCE (%)

The graph below shows how the fund has performed over the last five years (or since the fund launched) compared with the fund's benchmark or comparator. The first table shows the total percentage change over **three months, six months** and one year, and the **annualised percentage change over three and five years. Please note we have recently changed these performance periods and bases.** The second table shows performance for 12-month periods over the last five years to the end of the last quarter.



ANNUAL PERFORMANCE (%)

12 months to 30 September	2024	2023	2022	2021	2020
■ Fund	26.73	13.81	-2.36	19.53	23.16
■ Benchmark	27.42	17.49	-3.25	19.33	24.25

Performance data source: Lipper. **Returns are calculated on the basis of daily midday dealing prices, those at which you transact.** Other fact sheets may show returns on a different basis, e.g. daily midday mid-market prices. Fund performance is shown net, which is after the deduction of the fund management charge.

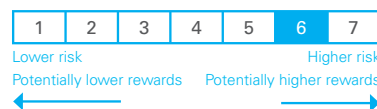
The fund performance does not take account of any product charges applicable to your scheme. You can find more information about our charges in the terms and conditions booklet (for example, the Member's Booklet and Member's Policy Booklet) or Key Features documents.

Past performance is not a guide to the future. The value of an investment is not guaranteed and can go down as well as up. Exchange rate variations can cause the value of overseas investments to increase or decrease. You may not get back the amount you originally invested. For overseas markets the figures are sterling adjusted and net of any withholding tax.

USING THIS FUND FACT SHEET

- This fact sheet contains detailed information about the fund. We suggest you read it carefully, along with any other investment related material available to you on your scheme website before deciding whether to invest.
- For more information on the terms used in this guide, please see the glossary on the last page.
- Each fund has a unique four digit reference code, which you'll find below. You'll need to use this code when telling us where you would like to invest your savings.
- Legal & General fund code: **BB43**

RISK AND REWARD PROFILE



The fund's risk rating is based on the historic volatility of the fund's value and it may change in the future.

Investment funds with a lower risk profile typically exhibit fewer price fluctuations and therefore a lower probability of temporary capital losses. Funds with a high risk rating typically experience greater fluctuations in value and maintain a greater risk of capital losses.

For more information on the investment risks that are specific to this fund, please refer to the Fund Specific Risks section on page 3.

MANAGE YOUR PENSION ONLINE

Register for our secure online customer service at:

legalandgeneral.com/manageyouraccount

All you need is your pension account number.

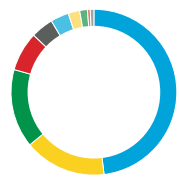
In Manage Your Account you can:

- check the value of your pension pot
- monitor your contributions
- see and request your statements
- update your details
- change your investments
- plan your future using our tools and calculators



PORTFOLIO BREAKDOWN (%)

All data sourced from Legal & General Investment Management unless otherwise stated. Totals may not add up to 100% due to rounding. Please note the country and sector breakdowns for this fund at 31 March 2023 were incorrect on the previous version of this factsheet due to an error in the data provided by the external manager. This has now been amended.



SECTOR (%)

Technology	48.0
Health Care	16.0
Consumer Discretionary	15.3
Industrials	7.6
Consumer Staples	4.4
Energy	3.6
Basic Materials	2.2
Telecommunications	1.5
Financials	0.6
Other	0.7

COUNTRY (%)

United States	81.7
Japan	2.8
United Kingdom	2.3
China	2.0
Switzerland	1.6
France	1.4
Taiwan	1.1
Australia	1.1
Korea	1.1
Other	5.0



■ Top 10 holdings 49.1%
■ Rest of portfolio 50.9%

TOP 10 HOLDINGS (%)

Apple Inc	8.1
NVIDIA Corp	8.0
Microsoft Corp	7.9
Alphabet Inc	5.9
Amazon.com Inc	5.8
Meta Platforms Inc	4.2
Broadcom Inc	2.7
Tesla Inc	2.4
Eli Lilly & Co	2.3
UnitedHealth Group Inc	1.8

INDEX & SYSTEMATIC EQUITY PORTFOLIO MANAGEMENT TEAM

The Index & Systematic Equity Portfolio Management team is made up of experienced investment professionals who are responsible for developing and managing our equity index tracker strategies.


The team is led by Joseph Molloy, Head of Index & Systematic Equity Portfolio Management. Joseph Molloy joined HSBC in early 2015 from Legal and General Investment Management where he was Head of Passive Equities. Joseph is based in London and reports to Vis Nayar, Deputy Chief Investment Officer for Equities. Joseph has over 20 years of industry experience and we believe both his experience and expertise are invaluable in helping us to consolidate and grow our passive equity investment management capability.

The Index & Systematic Equity Portfolio Management team operates in a collegiate manner sharing responsibility for the portfolios within the team. Each fund managed by the Index & Systematic Equity Portfolio Management team has a primary, deputy and training portfolio manager, of which the primary and deputy portfolio manager are jointly responsible for the performance of the fund. The day-to-day management of the fund is the responsibility of the primary portfolio manager and in his absence, of the deputy. Day-to-day portfolio management involves monitoring of the portfolio against the benchmark index, management of cash-flows (including accruals) and corporate actions, as well as implementation of index changes.

FUND SPECIFIC RISKS

- The fund invests in equities (shares of companies), so there is a higher risk of the fund's value being volatile (i.e. going up and down) than with a fund which invests in most other asset types, particularly in the short term.
- The Fund may hold assets in currencies that are not denominated in sterling. If the value of these currencies falls compared to sterling this may cause the Fund's value to go down. Some Funds may employ currency hedging as a means of protecting the Fund's value against currency movements. In extreme market conditions, the hedge may not be perfect and the Fund may be exposed to currency changes.
- The fund invests in emerging markets where there may be limited information available publicly to investors. In general, emerging market issuers are not subject to accounting, auditing and financial standards and requirements similar to those required of developed market issuers. Also, local laws may prevent the repatriation of capital or profit from those countries into the UK. In addition, the stock markets and currencies of emerging markets can be volatile, due to the fact that the political and economic systems in these countries are still developing. In such cases delays in settlement may cause the fund to have exposure to a third party broker or counterparty. This may result in a greater risk that the value of the fund might go down. The investments in these markets might also be bought and sold infrequently therefore resulting in large changes in their prices.
- The fund invests in companies from a particular market sector (such as financial companies or oil companies) which means that there is a higher level of risk because the fund's investments are not diversified across a variety of market sectors. As a result, the value of an investment in this fund may go up and down more often and by larger amounts than funds that invest in a wider range of market sectors, particularly in the short term.
- The fund should be utilised as part of a diversified investment strategy within a wider portfolio of funds. These funds are not designed to be solely invested in.
- This fund is able to delay paying out, which may mean that you have to wait to get your money. A delay may happen when market conditions mean it is difficult for the fund manager to cash in investments to pay out to investors. For example, a fund with investments in commercial properties may find they may take time to sell. Whilst waiting to complete on the sale of properties, the fund manager may suspend making payments to investors who want to cash in. The fund can only delay paying out if it is in the interests of all investors.

TO FIND OUT MORE

 Visit your scheme website

If you're not sure whether to invest in this fund and would like more information, you may want to speak to a financial adviser. To find an adviser in your local area go to [unbiased.co.uk](https://www.unbiased.co.uk). Please note that advisers will usually charge for their services.



LEGAL & GENERAL INVESTMENT MANAGEMENT

We are one of Europe's largest asset managers and a major global investor, with assets under management of £1,122.2 billion (as at 30 June 2024). We work with a wide range of global clients, including pension schemes, sovereign wealth funds, fund distributors and retail investors.

Source: LGIM internal data as at 30 June 2024. The AUM disclosed aggregates the assets managed by LGIM in the UK, LGIMA in the US and LGIM Asia in Hong Kong (2018-2019 only). The AUM includes the value of securities and derivatives positions.

GLOSSARY

Investment management charge (IMC)

This charge covers the costs of managing your fund.

Additional expenses (AE)

This is an allowance for variable fund expenses not included in the IMC.

Fund management charge (FMC)

This charge is the sum of the IMC and AE. Please see your Member's Booklet, Member's Policy Booklet or Key Features document for more information.

ABI sector

ABI sectors are defined by the Association of British Insurers (ABI). They are a way of grouping funds with similar characteristics so they're easier to compare.

Lipper

A company that supplies fund data such as performance. We use Lipper to provide past performance data on our fund fact sheets.

FUND CODES

Legal & General fund code	BB43
ISIN code	GB00BD1JRG10
SEDOL code	BD1JRG1
MEX code	LGROA

Important information

Copyright © 2024 Legal & General. This document is subject to copyright. Any unauthorised use is strictly prohibited. All rights are reserved.

Source: Legal & General Group PLC unless otherwise stated. Legal & General Assurance Society Limited. Registered in England and Wales No.166055. Registered office: One Coleman Street, London EC2R 5AA. Authorised by the Prudential Regulation Authority and regulated by the Financial Conduct Authority and the Prudential Regulation Authority.