

# L&G PMC Future World Fund 3

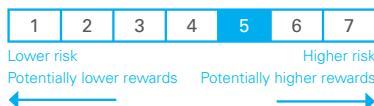
WorkSave Buy Out Plan/WorkSave Pension Plan/WorkSave Pension Trust



## FUND AIM

The fund will aim to replicate the performance of the Index and will ensure the Fund has similar characteristics as the Index whilst not necessarily holding all the constituents of the Index. The anticipated annual tracking error, in normal market conditions, relative to the Index is +/-0.60% in two years out of three.

## RISK AND REWARD PROFILE



The fund's risk rating is based on the historic volatility of the fund's value and it may change in the future.

Investment funds with a lower risk profile typically exhibit fewer price fluctuations and therefore a lower probability of temporary capital losses. Funds with a high risk rating typically experience greater fluctuations in value and maintain a greater risk of capital losses.

For more information on the investment risks that are specific to this fund, please refer to the Fund Specific Risks section on page 3.

## USING THIS FUND FACT SHEET

- This fact sheet contains detailed information about the fund. We suggest you read it carefully, along with any other investment related material available to you on your scheme website before deciding whether to invest.
- For more information on the terms used in this guide, please see the glossary on the last page.
- Each fund has a unique four digit reference code, which you'll find below. You'll need to use this code when telling us where you would like to invest your savings.
- Legal & General fund code: **BJ13**

## FUND FACTS

Launch date	Legal & General fund size	Indicative spread
22 Feb 2017	£130.7m	0.11%
ABI Sector	Benchmark	
Global Equities	FTSE All-World ex CW Climate Balanced Factor Index	

## PERFORMANCE (%)

The graph below shows how the fund has performed over the last five years (or since the fund launched) compared with the fund's benchmark or comparator. The first table shows the total percentage change over **three months, six months** and one year, and the **annualised percentage change over three and five years**. Please note we have recently changed these performance periods and bases. The second table shows performance for 12-month periods over the last five years to the end of the last quarter.



## ANNUAL PERFORMANCE (%)

12 months to 30 September	2024	2023	2022	2021	2020
■ Fund	13.93	8.53	-2.60	24.65	-0.15
■ Benchmark	14.69	10.94	-2.96	24.09	-0.26

Performance data source: Lipper. **Returns are calculated on the basis of daily midday dealing prices, those at which you transact.** Other fact sheets may show returns on a different basis, e.g. daily midday mid-market prices. Fund performance is shown net, which is after the deduction of the fund management charge.

The fund performance does not take account of any product charges applicable to your scheme. You can find more information about our charges in the terms and conditions booklet (for example, the Member's Booklet and Member's Policy Booklet) or Key Features documents.

**Past performance is not a guide to the future. The value of an investment is not guaranteed and can go down as well as up. Exchange rate variations can cause the value of overseas investments to increase or decrease. You may not get back the amount you originally invested. For overseas markets the figures are sterling adjusted and net of any withholding tax.**

## CHARGES

Investment management charge (IMC)	0.24%
Additional expenses (AE)	0.00%
Fund management charge (FMC = IMC + AE)	0.24%

The IMC is taken by adjusting the unit price of the fund daily.

## MANAGE YOUR PENSION ONLINE

Register for our secure online customer service at:

[legalandgeneral.com/managemyaccount](https://legalandgeneral.com/managemyaccount)

All you need is your pension account number.

### In Manage Your Account you can:

- check the value of your pension pot
- monitor your contributions
- see and request your statements
- update your details
- change your investments
- plan your future using our tools and calculators



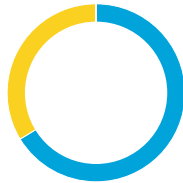
## PORTFOLIO BREAKDOWN (%)

All data sourced from Legal & General Investment Management unless otherwise stated. Totals may not add up to 100% due to rounding. In order to minimise transaction costs, the Fund will not always own all the assets that constitute the index and on occasion it will own assets that are not in the index. The number of fund holdings can differ from the index due to corporate events and proxy holdings. The figures shown for market capitalisation (the total share value of a company) may not be comparable between funds as they can be measured and classed in different ways.



### SECTOR (%)

Technology	23.7
Industrials	16.1
Financials	12.5
Consumer Discretionary	11.3
Consumer Staples	8.2
Health Care	7.7
Utilities	6.2
Basic Materials	5.2
Telecommunications	4.7
Other	4.4



### MARKET CAPITALISATION (%)

Large	66.3
Mid	33.7
Small	0.0



■ Top 10 holdings 23.6%  
■ Rest of portfolio 76.4%

No. of holdings in fund 1,416  
No. of holdings in index 1,514

### TOP 10 HOLDINGS (%)

Apple	5.1
Microsoft	5.0
Alphabet A	2.8
Alphabet C	2.4
Cisco Systems	2.1
Johnson & Johnson	1.7
Taiwan Semiconductor Manufacturing Co	1.4
Moody's	1.3
Visa	1.0
Amazon.com	0.8

### COUNTRY (%)

United States	59.6
Japan	8.9
United Kingdom	6.5
Taiwan	3.6
Germany	2.2
France	2.1
Australia	1.7
Italy	1.7
Switzerland	1.6
Other	12.0




### INDEX FUND MANAGEMENT TEAM

The Index Fund Management team comprises 25 fund managers, supported by two analysts. Management oversight is provided by the Global Head of Index Funds. The team has average industry experience of 15 years, of which seven years has been at LGIM, and is focused on achieving the equally important objectives of close tracking and maximising returns.

## FUND SPECIFIC RISKS

- The fund invests in equities (shares of companies), so there is a higher risk of the fund's value being volatile (i.e. going up and down) than with a fund which invests in most other asset types, particularly in the short term.
- The Fund may hold assets in currencies that are not denominated in sterling. If the value of these currencies falls compared to sterling this may cause the Fund's value to go down. Some Funds may employ currency hedging as a means of protecting the Fund's value against currency movements. In extreme market conditions, the hedge may not be perfect and the Fund may be exposed to currency changes.
- The Fund may undertake derivative transactions as part of efficient portfolio management ("EPM") or reduction in investment risk in line with the Historic FCA Permitted Links rules
- The investment policy applied to this fund may mean that it cannot invest in some companies or in certain sectors. These restrictions mean that should the sectors in which the fund cannot invest be the best performing ones the value of the Fund will not increase as strongly as the value of funds which can invest in these sectors.
- The fund manager may lend stock to other parties and it is usual for the borrower to provide collateral. If the borrower fails to return the borrowed stock, the collateral may not be enough to cover the value of the stock, resulting in a reduction in the fund value.
- Legal & General have made a commitment to address climate change by engaging directly with the largest companies in the world who hold the key to meeting the 2 degree Paris climate change target (COP 21). The companies will be assessed by LGIM for robustness of their strategies, governance & transparency. Within this Fund's investment policy, companies that fail to meet LGIM's minimum standards in low carbon transition and corporate governance standards may be excluded from the Fund.
- The fund should be utilised as part of a diversified investment strategy within a wider portfolio of funds. These funds are not designed to be solely invested in.
- This fund is able to delay paying out, which may mean that you have to wait to get your money. A delay may happen when market conditions mean it is difficult for the fund manager to cash in investments to pay out to investors. For example, a fund with investments in commercial properties may find they may take time to sell. Whilst waiting to complete on the sale of properties, the fund manager may suspend making payments to investors who want to cash in. The fund can only delay paying out if it is in the interests of all investors.

## TO FIND OUT MORE

 Visit your scheme website

If you're not sure whether to invest in this fund and would like more information, you may want to speak to a financial adviser. To find an adviser in your local area go to [unbiased.co.uk](https://unbiased.co.uk). Please note that advisers will usually charge for their services.

## FUND CODES

Legal & General fund code	BJ13
ISIN code	GB00BD1JRB64
SEDOL code	BD1JRB6
MEX code	LGQOY

## Important information

Copyright © 2024 Legal & General. This document is subject to copyright. Any unauthorised use is strictly prohibited. All rights are reserved.

Source: Legal & General Group PLC unless otherwise stated. Legal & General Assurance Society Limited. Registered in England and Wales No.166055. Registered office: One Coleman Street, London EC2R 5AA. Authorised by the Prudential Regulation Authority and regulated by the Financial Conduct Authority and the Prudential Regulation Authority.

Source: London Stock Exchange Group plc and its group undertakings (collectively, the "LSE Group"). ©LSE Group 2024. FTSE Russell is a trading name of certain of the LSE Group companies. FTSE® is a trade mark of the relevant LSE Group companies and is used by any other LSE Group company under license. All rights in the FTSE Russell indexes or data vest in the relevant LSE Group company which owns the index or the data. Neither LSE Group nor its licensors accept any liability for any errors or omissions in the indexes or data and no party may rely on any indexes or data contained in this communication. No further distribution of data from the LSE Group is permitted without the relevant LSE Group company's express written consent. The LSE Group does not promote, sponsor or endorse the content of this communication.



## LEGAL & GENERAL INVESTMENT MANAGEMENT

We are one of Europe's largest asset managers and a major global investor, with assets under management of £1,122.2 billion (as at 30 June 2024). We work with a wide range of global clients, including pension schemes, sovereign wealth funds, fund distributors and retail investors.

Source: LGIM internal data as at 30 June 2024. The AUM disclosed aggregates the assets managed by LGIM in the UK, LGIMA in the US and LGIM Asia in Hong Kong (2018-2019 only). The AUM includes the value of securities and derivatives positions.

## GLOSSARY

### Investment management charge (IMC)

This charge covers the costs of managing your fund.

### Additional expenses (AE)

This is an allowance for variable fund expenses not included in the IMC.

### Fund management charge (FMC)

This charge is the sum of the IMC and AE. Please see your Member's Booklet, Member's Policy Booklet or Key Features document for more information.

### ABI sector

ABI sectors are defined by the Association of British Insurers (ABI). They are a way of grouping funds with similar characteristics so they're easier to compare.

### Lipper

A company that supplies fund data such as performance. We use Lipper to provide past performance data on our fund fact sheets.

### Indicative spread

'Spreads' reflect the underlying costs of buying and selling assets in a fund and are included in the daily unit price so will not be shown as a separate charge on your statements. The spread shown aims to provide an indication of potential spreads incurred when transacting in this fund, but what you pay will vary from this. You can find more information on transaction costs here.

In exceptional market conditions spreads may widen considerably and be subject to frequent change, so what you pay may be significantly different and higher from normal market conditions.