

Legal & General (PMC)

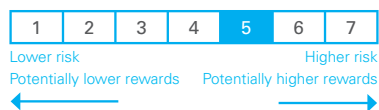
All World Equity Index 3



FUND OBJECTIVE

This Fund is invested wholly or predominately in ordinary shares that are constituents of the FTSE All-World Index. The objective of the Fund is to hold a portfolio of developed and emerging market securities designed to match the return of the index within a specified tolerance.

RISK PROFILE



The fund's risk rating is based on the historic volatility of the fund's value and it may change in the future.

Investment funds with a lower risk profile typically exhibit fewer price fluctuations and therefore a lower probability of temporary capital losses. Funds with a high risk rating typically experience greater fluctuations in value and maintain a greater risk of capital losses.

FUND FACTSHEET INFORMATION

This factsheet has been produced to provide you with fund information and is not designed to provide advice on the suitability of an investment for your personal financial situation. It should be read in conjunction with your pension scheme particulars. It is not an offer to buy or sell any investment or shares, if you have any questions regarding its contents, please speak to the Trustees or your Financial Advisor.

This fund is invested wholly or predominantly in units of such other funds identified by the Trustees of the pension scheme and maintained by Legal & General Investment Management. These funds may change from time to time. The Fund Objective and Benchmark have also been determined by the Trustees. This factsheet will be updated quarterly.

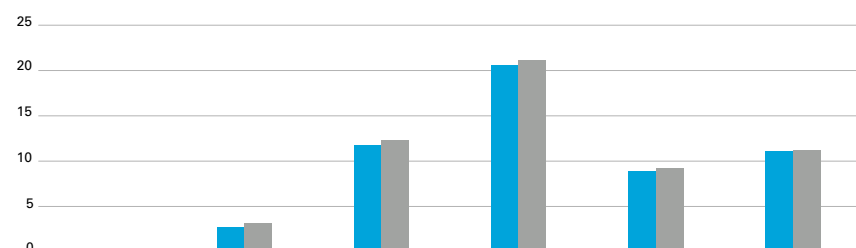
FUND FACTS

Fund size £307.3m	Base currency GBP	Benchmark FTSE All-World Index
Launch date Aug 2019	Domicile United Kingdom	Underlying fund Legal & General All World Equity Index Fund

CHARGES

Investment management charge (IMC)	0.12%
Additional expenses (AE)	0.00%
Fund management charge (FMC = IMC + AE)	0.12%

FUND PERFORMANCE (%)



	3 months	6 months	1 year	3 years	Launch
■ Fund	2.72	11.80	20.54	8.91	11.04
■ Benchmark	3.10	12.26	21.09	9.17	11.24
Relative	-0.38	-0.46	-0.55	-0.26	-0.20

12 MONTH PERFORMANCE TO MOST RECENT QUARTER (%)

12 months to 30 June	2024	2023	2022	2021	2020
Fund	20.54	10.24	-2.78	24.73	-
Benchmark	21.09	10.41	-2.68	24.88	-
Relative	-0.55	-0.17	-0.10	-0.15	-

Performance data source: LGIM. All performance periods over a year will be annualised. **Returns are calculated on the basis of daily midday mid-market prices.** Other fund fact sheets may show returns calculated on a different basis, e.g. daily midday dealing prices, those at which you transact. Fund performance is shown net, which is after the deduction of the fund management charge.

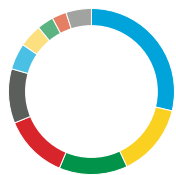
The fund performance does not take account of any product charges applicable to your scheme. You can find more information about our charges in the terms and conditions booklet (for example, the Member's Booklet and Member's Policy Booklet) or Key Features documents.

Past performance is not a guide to the future. The value of an investment is not guaranteed and can go down as well as up. Exchange rate variations can cause the value of overseas investments to increase or decrease. You may not get back the amount you originally invested. For overseas markets the figures are sterling adjusted and net of any withholding tax.



ALLOCATION

All data source LGIM unless otherwise stated. Totals may not sum due to rounding. The figures shown for market capitalisation (the total share value of a company) may not be comparable between funds as they can be measured and classed in different ways.



SECTOR (%)

Technology	28.8
Financials	14.2
Consumer Discretionary	13.3
Industrials	12.5
Health Care	10.6
Consumer Staples	5.1
Energy	4.5
Basic Materials	3.2
Utilities	2.8
Other	5.0



MARKET CAPITALISATION (%)

Large	82.8
Mid	17.2



■ Top 10 holdings 21.9%
■ Rest of portfolio 78.1%

TOP 10 HOLDINGS (%)

Microsoft	4.4
Apple	4.1
Nvidia	3.9
Amazon.com	2.4
Meta Platforms A	1.5
Alphabet A	1.4
Alphabet C	1.2
Eli Lilly & Co	1.0
Broadcom	1.0
Taiwan Semiconductor Manufacturing Co	1.0

REGION (%)

North America	65.3
Europe (ex UK)	11.4
World Emerging Markets	9.7
Japan	5.9
Asia Pac ex Japan Dev	4.0
UK (World)	3.6
Middle East/Africa Dev	0.1

Important information

Copyright © 2024 Legal & General. This document is subject to copyright. Any unauthorised use is strictly prohibited. All rights are reserved.

Source: Legal & General Group PLC unless otherwise stated. Legal & General Assurance Society Limited. Registered in England and Wales No. 166055. Registered office: One Coleman Street, London EC2R 5AA. Authorised by the Prudential Regulation Authority and regulated by the Financial Conduct Authority and the Prudential Regulation Authority.

Source: FTSE International Limited ("FTSE") © FTSE 2024. "FTSE®" is a trade mark of the London Stock Exchange Group companies and is used by FTSE International Limited under licence. All rights in the FTSE indices and/or FTSE ratings vest in FTSE and/or its licensors. Neither FTSE nor its licensors accept any liability for any errors or omissions in the FTSE indices and/or FTSE ratings or underlying data. No further distribution of FTSE Data is permitted without FTSE's express written consent.

Legal & General fund code: B4T3 Internal code: 36670/634 Underlying fund code: GPBE